



ಬೃಹತ್ ಬೆಂಗಳೂರು ಮಹಾನಗರ ಪಾಲಿಕೆ
Bruhat Bengaluru Mahanagara Palike



BBMP COVID-19 WAR ROOM 21.07.2022



OVERVIEW OF COVID-19 IN BENGALURU

CASE TRENDS ACTIVE CASES **7,107**

<u>Confirmed Cases</u>	<u>Recovered Cases</u>	<u>Death Cases</u>
1,285 18,23,987 #	1,242 17,99,907 #	0 16,973 #

HOSPITALIZATION **19**

<u>ICU – V</u>	<u>ICU</u>	<u>HDU</u>	<u>General</u>
1	1	1	16

INCLUDES GOVT. QUOTA AND PRIVATE WALK-IN HOSPITALIZATION

VACCINATION **23,212** 1,99,80,717 #

<u>First Dose</u>	<u>Second Dose</u>	<u>Precaution Dose</u>
1,304 96,51,149 #	6,012 93,60,689 #	15,896 9,68,879 #

TRIAGING

MTU
28

Tele Triage
815

ACTIVE CLUSTERS

22

Budding Clusters (<5 Cases)

21

Clusters (> 5 cases)

1

TESTING **17,988** 3,08,78,881 #

<u>Positivity : 6.32%</u>	<u>RAT</u>	<u>RTPCR</u>
<small>*FOR LAST 7 DAYS</small>	3,399	14,589

: indicates cumulative numbers till date



ABSTRACT OF COVID-19 SCENARIO IN BENGALURU

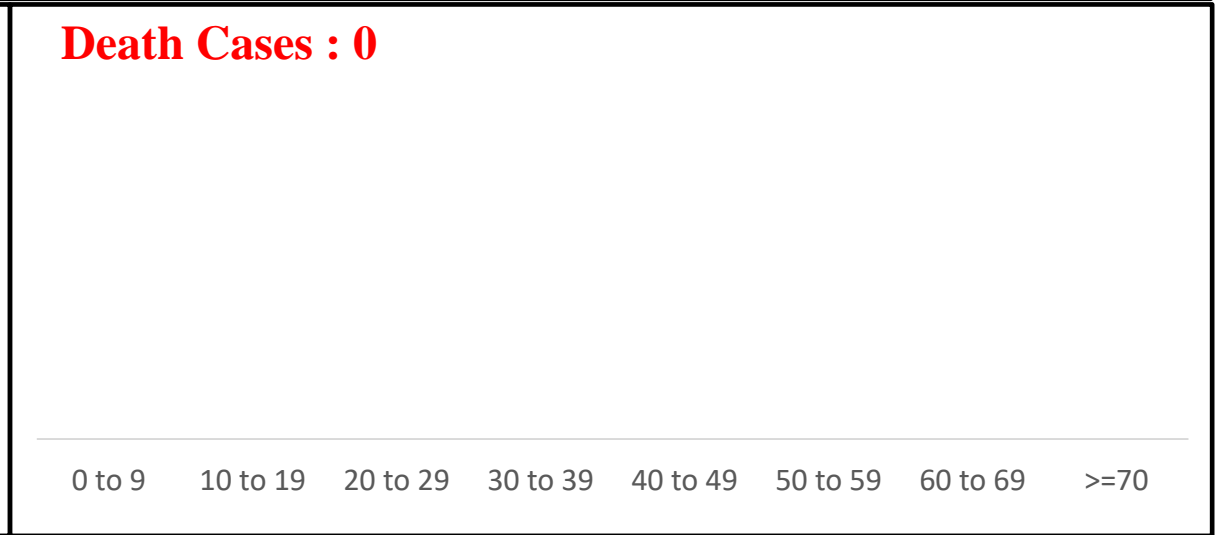
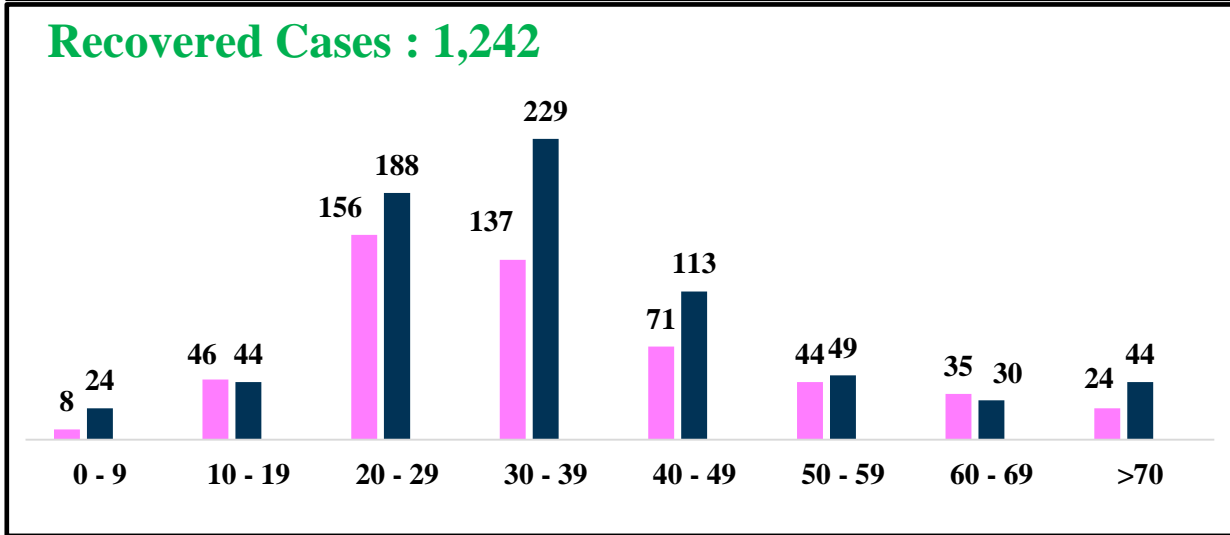
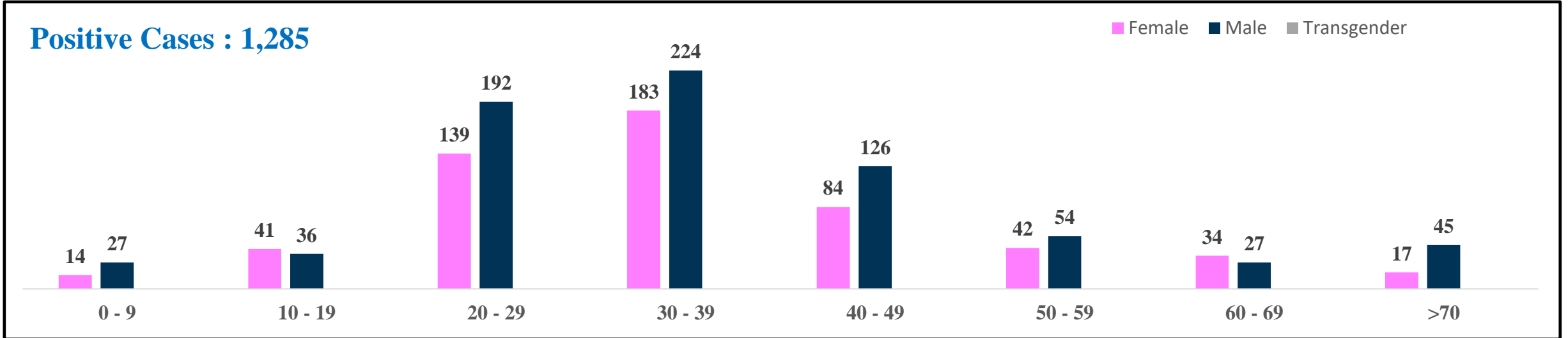


	MALE			FEMALE			TRANSGENDER			TOTAL		
	Last 24 Hours	Last 7 Days	Cumulative	Last 24 Hours	Last 7 Days	Cumulative	Last 24 Hours	Last 7 Days	Cumulative	Last 24 Hours	Last 7 Days	Cumulative
Positive Cases	731	4,131	10,76,841	554	3,315	7,46,254	0	0	196	1,285	7,446	18,23,987
Recovered Cases	721	3,665	10,62,088	521	2,924	7,37,727	0	0	185	1,242	6,589	17,99,907
Death Cases	0	1	10,749	0	1	6,220	0	0	4	0	2	16,973
Total Tests Done	In Last 24 hrs. : 17,988			In last 7 days : 1,17,755			Cumulative : 3,08,78,881					
Vaccine Doses Administered	In Last 24 hrs. : 23,212			In last 7 days : 1,14,412			Cumulative : 1,99,80,717					
ACTIVE CASES							7,107					

*Covid deaths occurred today : 00 | Covid deaths occurred beyond last 24 hrs., reported today : 00



LAST 24 HOURS AGE GROUP AND GENDER WISE DISTRIBUTION

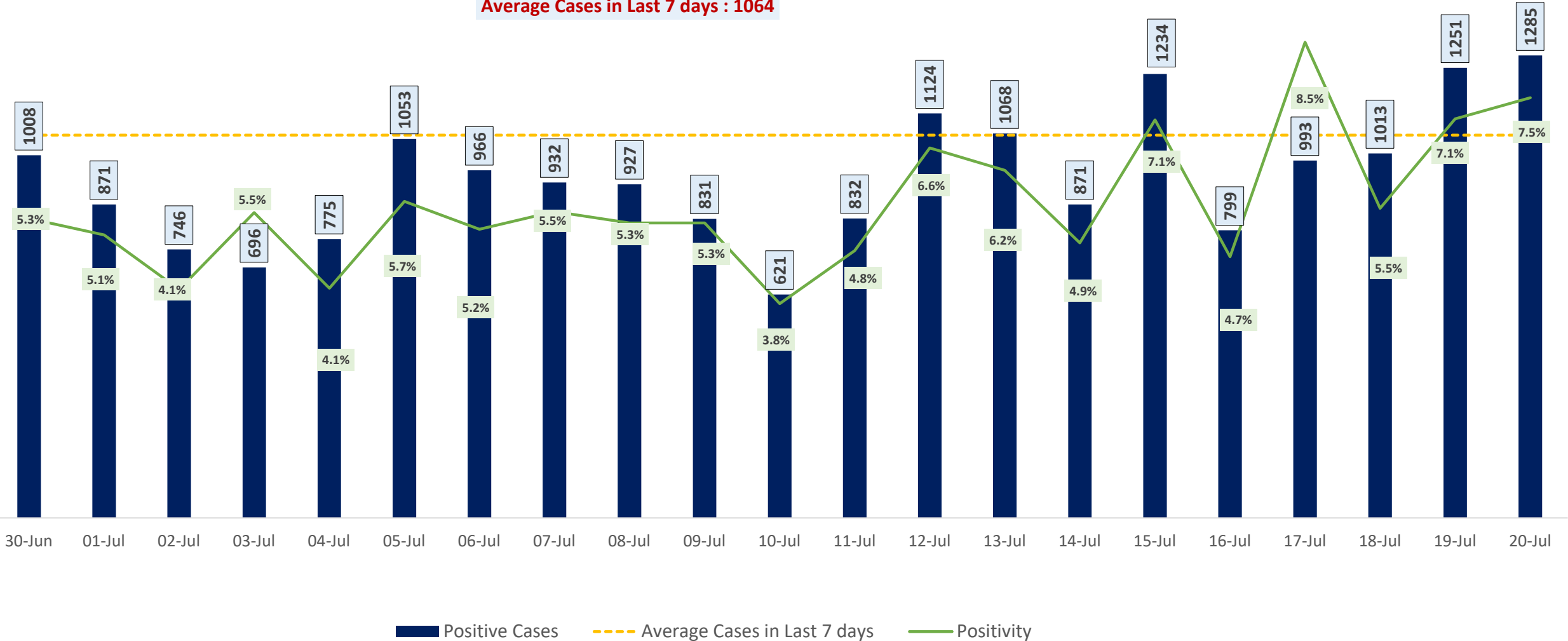




POSITIVITY RATE OF BENGALURU – LAST 21 DAYS



Average Cases in Last 7 days : 1064

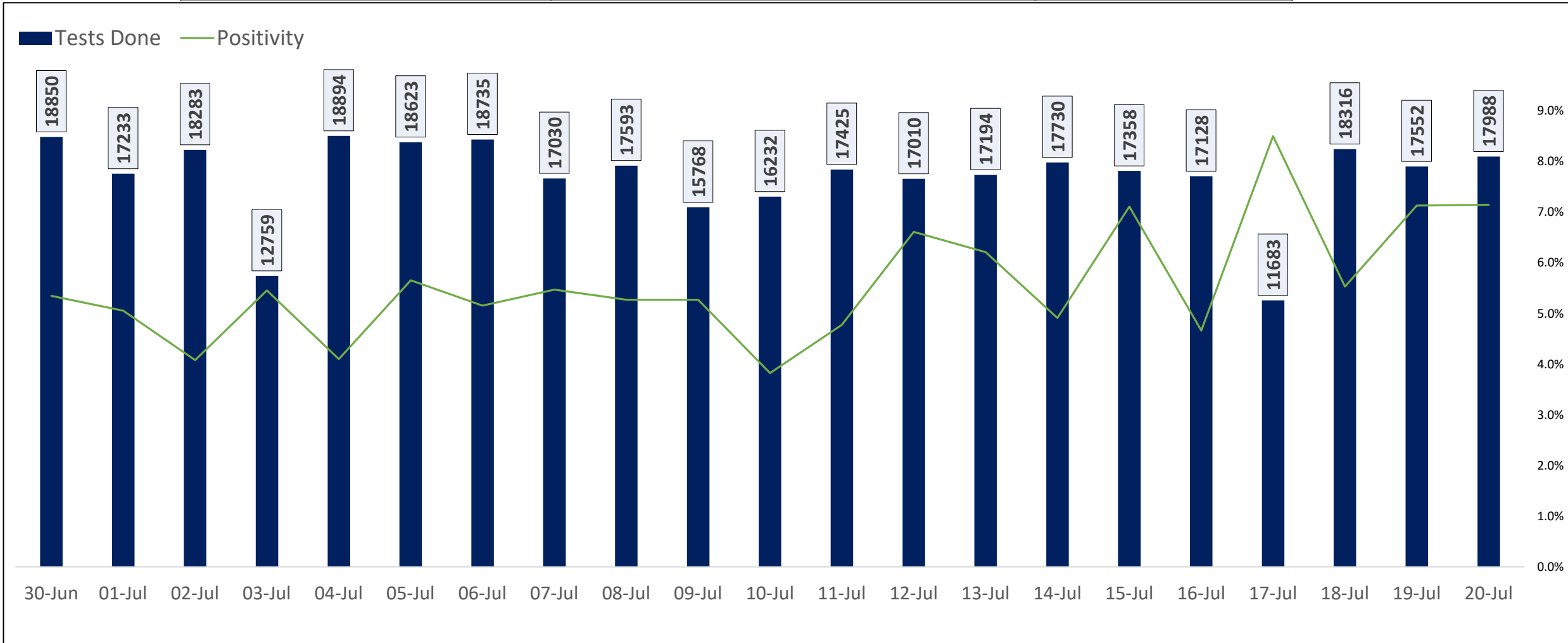




TESTING TRENDS IN BENGALURU

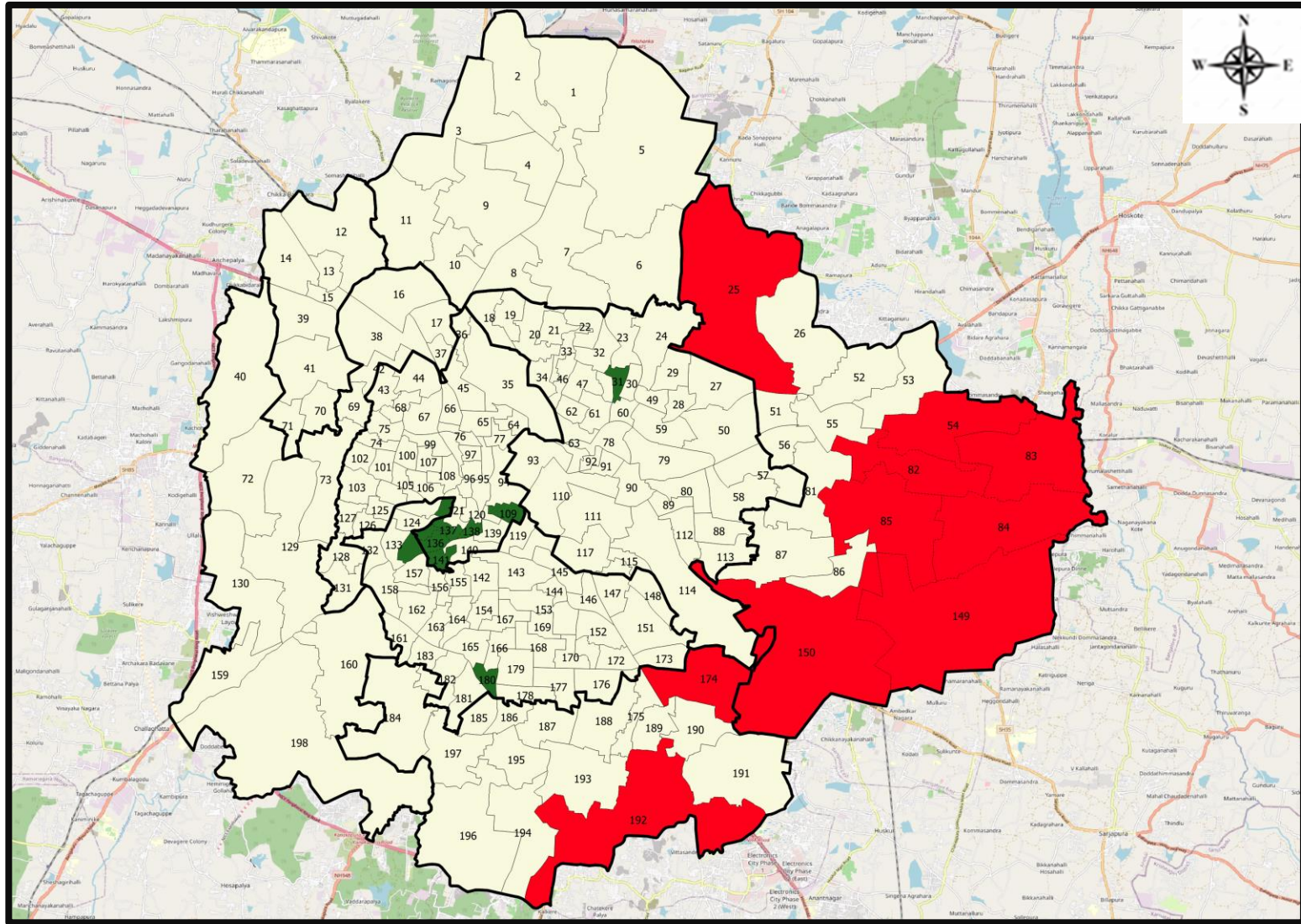


Total Test Conducted Till Date	Test Conducted Last 24 hours	Last 7 Days Average
3,08,78,881	17,988	16,822





BENGALURU URBAN MAP SHOWING TREND OF POSITIVE CASES IN LAST 7 DAYS



Top 10 wards reporting highest number of positive cases in last 7 days

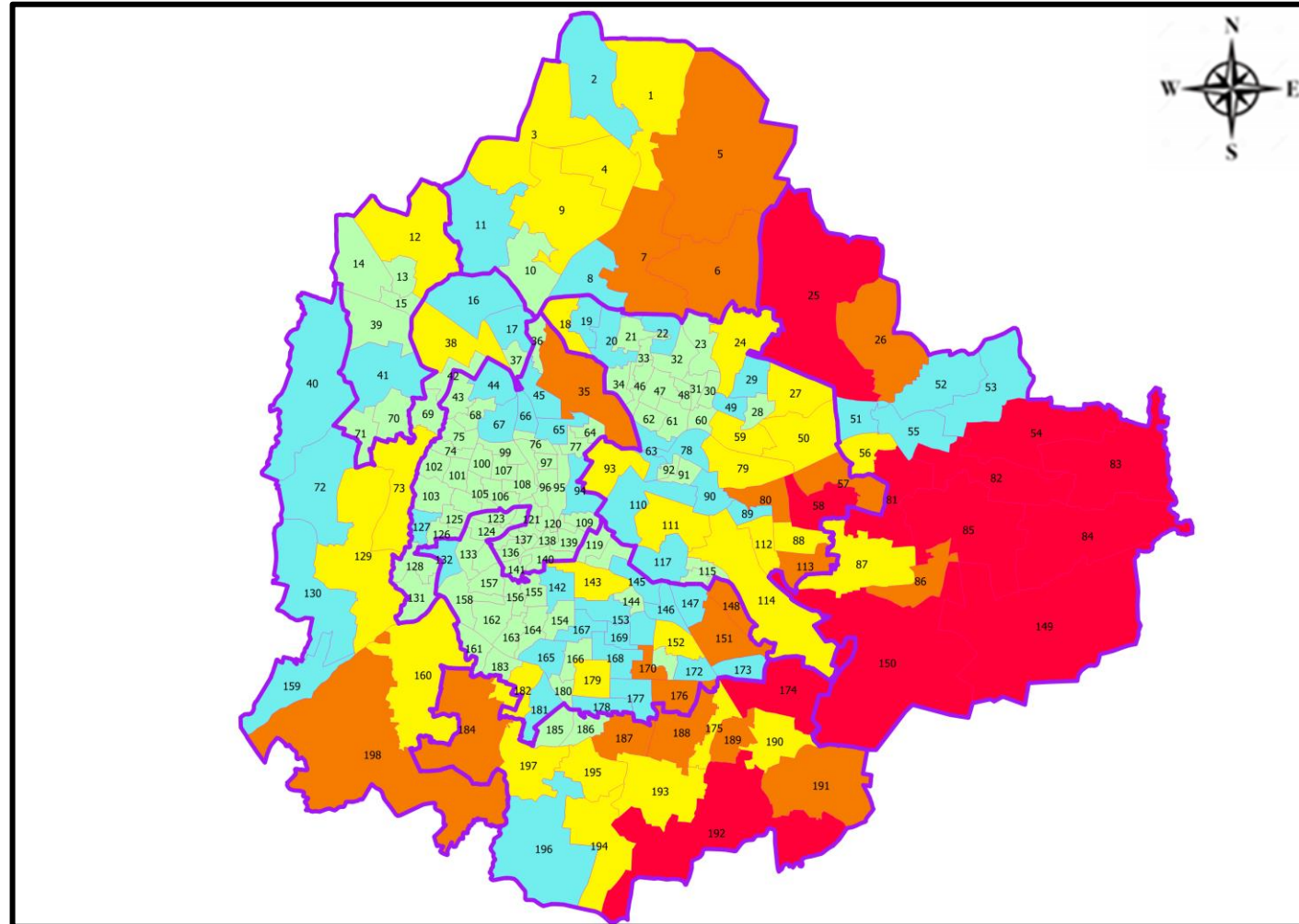
Ward No.	Ward Name	Daily Cases Average
150	Bellanduru	79
83	Kadugodi	47
85	Dodda Nekkundi	42
174	HSR Layout	30
25	Horamavu	30
149	Varthuru	28
54	Hudi	21
84	Hagadur	21
192	Begur	16
82	Garudachar Palya	15

Top 10 wards reporting least number of positive cases in last 7 days

Ward No.	Ward Name	Daily Cases Average
180	Banashankari Temple Ward	0
138	Chalavadipalya	0
137	Rayapura	0
134	Bapuji Nagar	0
109	Chickpete	0
31	Kushal Nagar	0
141	Azad Nagar	0
136	Jagajivanram Nagar	0
135	Padarayanapura	0
122	Kempapura Agrahara	0



BENGALURU MAP SHOWING INTENSITY OF POSITIVE CASES IN LAST 7 DAYS



- Level 1 : 0 to 10 Cases
- Level 2 : 10 to 25 Cases
- Level 3 : 25 to 50 Cases
- Level 4 : 50 to 100 Cases
- Level 5 : More than 100 Cases
- Zone Boundaries

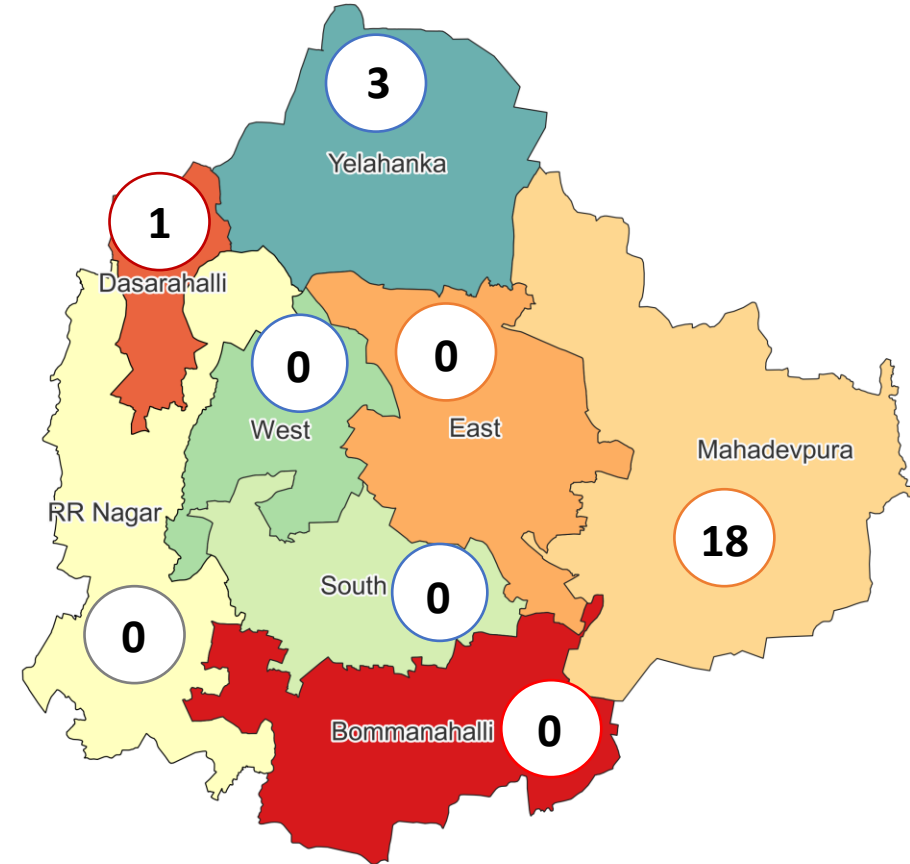


CLUSTER DETAILS



Zone Name	TOTAL CLUSTERS	Budding Clusters	Clusters	Outbreaks
		Less Than 5 Cases	5 To 14 Cases	More Than 14 Cases
BOMMANAHALLI	0 (-)	0 (-)	0 (-)	0 (-)
DASARAHALLI	1 (-)	0 (-)	1 (-)	0 (-)
EAST	0 (-)	0 (-)	0 (-)	0 (-)
MAHADEVPURA	18 (▲11)	18 (▲11)	0 (-)	0 (-)
RR NAGAR	0 (-)	0 (-)	0 (-)	0 (-)
SOUTH	0 (-)	0 (-)	0 (-)	0 (-)
WEST	0 (-)	0 (-)	0 (-)	0 (-)
YELAHANKHA	3 (-)	3 (-)	0 (-)	0 (-)
TOTAL	22 (▲11)	21 (▲11)	1 (-)	0 (-)

Total Active Clusters



Types of Clusters

Zone Name	Apartments/ Villa	Individual House	Hostels/Quarters	Others	Schools/Colleges
BOMMANAHALLI	0 (-)	0 (-)	0 (-)	0 (-)	0 (-)
DASARAHALLI	0 (-)	1 (-)	0 (-)	0 (-)	0 (-)
EAST	0 (-)	0 (-)	0 (-)	0 (-)	0 (-)
MAHADEVPURA	18 (▲11)	0 (-)	0 (-)	0 (-)	0 (-)
RR NAGAR	0 (-)	0 (-)	0 (-)	0 (-)	0 (-)
SOUTH	0 (-)	0 (-)	0 (-)	0 (-)	0 (-)
WEST	0 (-)	0 (-)	0 (-)	0 (-)	0 (-)
YELAHANKHA	3 (-)	0 (-)	0 (-)	0 (-)	0 (-)
TOTAL	21 (▲11)	1 (-)	0 (-)	0 (-)	0 (-)

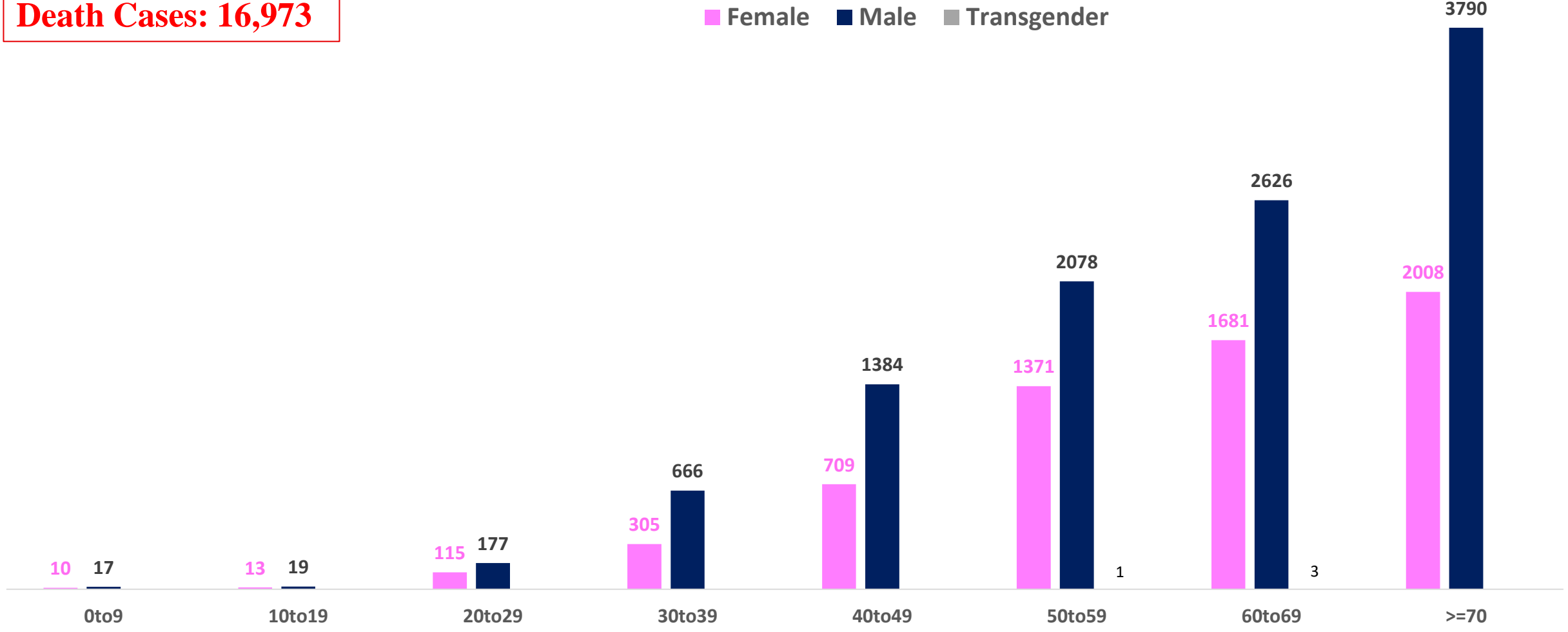
▲▼ : Shows increase and decrease in numbers as compared to previous day



AGE AND GENDER WISE DISTRIBUTION OF DEATH CASES



Death Cases: 16,973





VACCINATION COVERAGE AS ON 20.07.2022



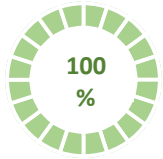
Total Doses Administered

1,99,80,717

▲ 23,212

Total 12-14 years Population : 2.82 Lakhs

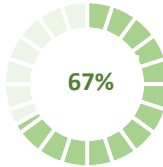
1ST DOSE



2,82,527
Doses administered

▲ 814

2ND DOSE

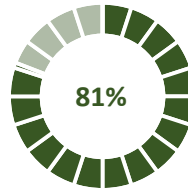


1,88,110
Doses administered

▲ 1,881

Total 15-18 years Population : 4.42 Lakhs

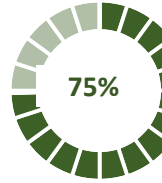
1ST DOSE



3,57,487
Doses administered

▲ 170

2ND DOSE



3,29,506
Doses administered

▲ 3,099

Total adult Population : 91.7 Lakhs

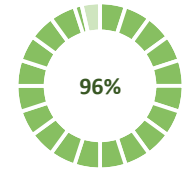
1ST DOSE



90,11,135
Doses administered

▲ 320

2ND DOSE



88,43,073
Doses administered

▲ 1,032

Priority Group*

Health Care Workers

Dose 1

2,10,357

Doses administered

▲ 1

Dose 2

2,07,015

Doses administered

▲ 6

Frontline Workers

Dose 1

3,81,932

Doses administered

▲ 4

Dose 2

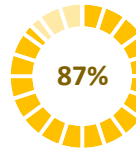
3,73,253

Doses administered

▲ 5

18 - 44 Years Coverage

Dose 1

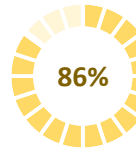


57,43,637

Doses administered

▲ 257

Dose 2



56,27,350

Doses administered

▲ 839

PRECAUTION DOSE



9,68,879

Doses administered

▲ 15,896

PRECAUTION DOSES ADMINISTERED

Health Care Workers

90,487

Booster Doses administered

▲ 417

Front Line Workers

1,23,867

Booster Doses administered

▲ 1,060

60 + Years Coverage

3,68,305

Booster Doses administered

▲ 1,385

18 + Years Coverage

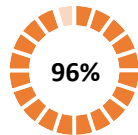
3,86,220

Booster Doses administered

▲ 13,034

45 - 59 Years Coverage

Dose 1

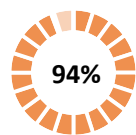


16,94,961

Doses administered

▲ 36

Dose 2



16,71,650

Doses administered

▲ 99

60 + Years Coverage

Dose 1



9,80,248

Doses administered

▲ 22

Dose 2



9,63,805

Doses administered

▲ 83

▲ indicates the increase in last 24 hours



COVID-19 SCENARIO IN BENGALURU AND OTHER METROPOLITIAN CITIES



CITY NAME	Positive Cases	Active Cases	Recovered	Deceased	Vaccine Doses Administered
New Delhi	19,45,664	2,153	19,17,215	26,296	3,55,71,532
Bengaluru*	18,23,987	7,107	17,99,907	16,973	2,30,63,756
Mumbai	11,20,914	2,003	10,99,276	19,635	2,16,70,721
Chennai	7,78,036	5,659	7,63,308	9,069	1,08,21,962

Source : <https://dashboard.cowin.gov.in/> at 4:30pm (21.07.2022)
Source : <https://www.covid19bharat.org/> at 4:30pm(21.07.2022)

*includes BBMP & Bengaluru Urban



SNAPSHOT OF COVID-19 CASES IN BENGALURU URBAN



**Total Wards With
< =10 Cases* :
84**

**Tests Conducted
On 20.07.2022:
17,988**

**Recovery
Rate:
98.68%**

**Total
Active Cases :
7,107**

**Total Vaccinated on
20.07.2022:
23,212**

**Positivity
Rate* :
6.32%**

**Active
Rate:
0.39%**

**Case
Fatality Rate* :
0.03%**



*Total positive cases In the past 7 days

*CFR and positivity is for Past 7 days



ಬೃಹತ್ ಬೆಂಗಳೂರು ಮಹಾನಗರ ಪಾಲಿಕೆ
Bruhat Bengaluru Mahanagara Palike



Download BBMP Bulletin	https://apps.bbmpgov.in/covid19/mediabulletin.php
For BBMPCovid19 Bed Status:	https://apps.bbmpgov.in/covid19/en/Bedstatus.php
To register for vaccination :	https://selfregistration.cowin.gov.in/
BBMP COVID19 Dashboard:	https://apps.bbmpgov.in/covid19/
Follow us on:	 www.facebook.com/bbmp.comm1/
	 twitter.com/BBMPCOMM

Issued by:

Honorable Chief Commissioner, BBMP
Special Commissioner Health & IT, BBMP
MD, Bengaluru Smart City Limited

THANK YOU !

